


STATE OF INDIANA

DEPARTMENT OF LOCAL GOVERNMENT FINANCE
PHONE (317) 232-3775
FAX (317) 232-8779



INDIANA GOVERNMENT CENTER NORTH
100 NORTH SENATE AVENUE N1058 (B)
INDIANAPOLIS, IN 46204

Certification of Agricultural Land Base Rate Value for Assessment Year 2013

This memorandum hereby serves to notify assessing officials of the agricultural base rate to be used for the March 1, 2013 assessment date: **\$1,760 per acre.**

Land used for agricultural purposes shall be adjusted consistent with the guideline methodology developed for the 2012 general reassessment agricultural land value except, in determining the annual base rate, the Department of Local Government Finance ("Department") shall adjust the methodology to use the lowest five years of a six (6) year rolling average. The Department will issue annually, before January 1, the base rate to be applied for the following March 1 assessment date. 50 IAC 27-6-1

Those portions of agricultural parcels that include land and buildings not used agriculturally, such as homes, homesites, and excess land and commercial or industrial land and buildings, shall be adjusted by the factor or factors developed for other similar property within the geographic stratification. The residence portion of agricultural properties will be adjusted by the factors applied to similar residential properties. 50 IAC 27-6-1

The 2013 assessment year agricultural land value utilizes the land's current market value in use, which is based on the productive capacity of the land, regardless of the land's potential or highest and best use. The most frequently used valuation method for use-value assessment is the income capitalization approach. In this approach, use-value is based on the residual or net income that will accrue to the land from agricultural production.

As illustrated in the following equation, the market value in use of agricultural land is calculated by dividing the net income of each acre by the appropriate capitalization rate.

$$\text{Market value in use} = \text{Net Income} \div \text{Capitalization Rate}$$

The net income of agricultural land can be based on either the net operating income or the net cash rent. Net operating income is the gross income received from the sale of crops less the variable costs (i.e. seed and fertilizer) and fixed costs (i.e. machinery, labor, property taxes) of producing crops. The net cash rent income is the gross cash rent of an acre of farmland less the property taxes on the acre. Both methods assume the net income will continue to be earned into perpetuity.

The capitalization rate converts the net income into an estimate of value. The capitalization rate reflects, in percentage terms, the annual income relative to the value of an asset; in this case agricultural land. Conceptually, this capitalization rate incorporates the required returns to various forms of capital, associated risks, and the anticipated changes over time.

Since agricultural land in Indiana is nearly evenly divided between cash rent and owner-occupied production, the Department utilized a six-year rolling average (2005 to 2010), eliminating in the calculation of the rolling average the year among the six (6) years for which the highest market value in use of agricultural land is determined. The capitalization rate applied to both types of net income was based on the annual average interest rate on agricultural real estate and operating loans in Indiana for this same period. The table below summarizes the data used in developing the average market value in use.


Table 2-18. Agricultural Land market value in use
Source: Real Property Assessment Guidelines


Year	NET INCOMES			MARKET VALUE IN USE		
	Cash Rent	Operating	Cap. Rate	Cash Rent	Operating	Average
2005	110	59	7.22%	1,524	817	1,170
2006	110	74	8.18%	1,345	905	1,125
2007	122	184	7.94%	1,537	2,137	1,927
2008	140	189	6.56%	2,134	2,881	2,508
2009	139	116	6.17%	2,253	1,880	2,066
2010	141	172	5.97%	2,362	2,881	2,621

**Average
Market Value in Use** **\$1,760**

The statewide agricultural land base rate value for the 2013 assessment year will be \$1,760 per acre.

Dated this 28th day of December, 2012.


 Brian E. Bailey, Commissioner
 Department of Local Government Finance

Attest:

 Catherine H. Wolter, General Counsel